

A stylized image of a planet's horizon against a black background. A bright sun is rising behind the horizon, creating a lens flare effect. The planet's surface is dark and curved.

BEYOND HORIZONS

WELCOME TO THE WORLD OF FACC

Q1 2026
May 6th, 2026

CONTINUATION OF GROWTH

NEW CUSTOMER CONTRACTS | STRATEGIC MILESTONES



FACC develops and manufactures new cabin components for Embraer Praetor 600E and 500E



FACC sets up new high-tech plant in Upper Austria | EUR 120 million investment



Revenue growth and improved operating profit underline strong performance in Q1

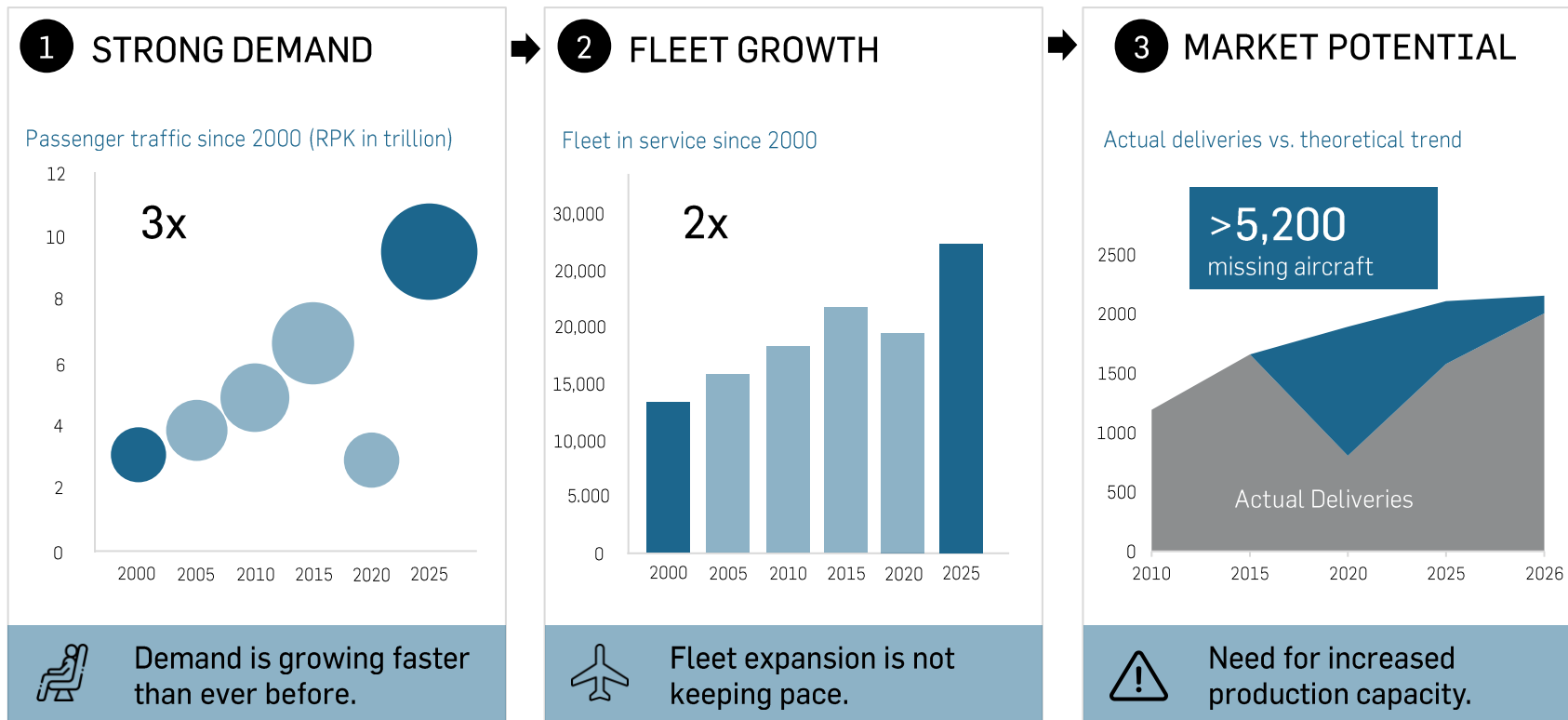


MARKET OUTLOOK

Robert Machtlinger, CEO

DEMAND EXCEEDS AVAILABILITY

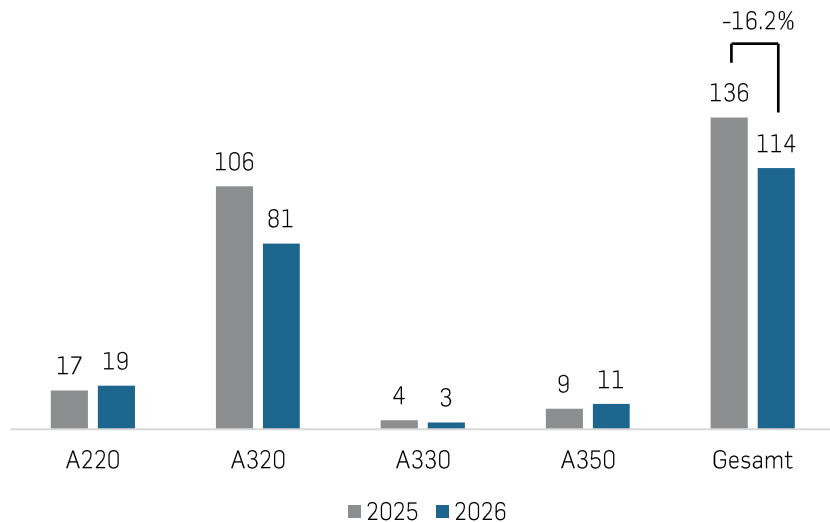
PASSENGER GROWTH IS OUTPACING FLEET AND PRODUCTION CAPACITY



MARKET ENVIRONMENT Q1 2026

BOEING'S GROWTH COMES AT A TIME OF DELIVERY DELAYS AT AIRBUS

AIRBUS



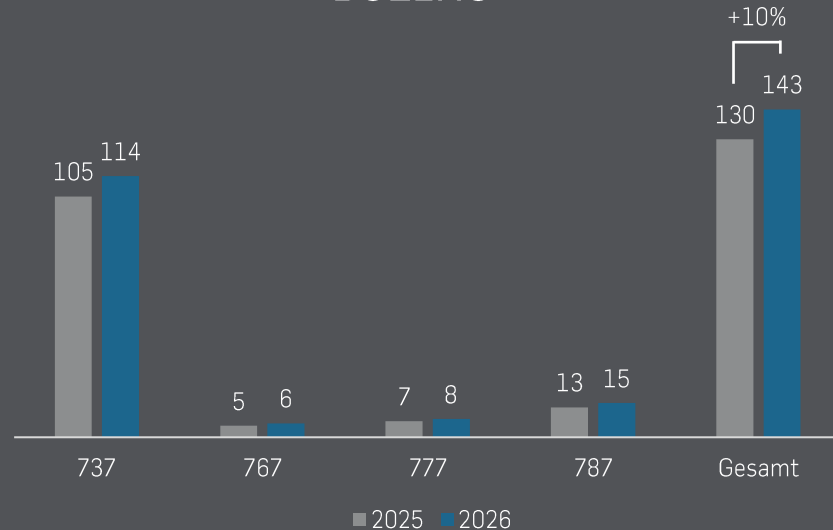
Total deliveries: 114 Commercial aircraft

Challenges: Engine shortages, etc.

Order book: 9,037 Commercial aircraft

Source: Airbus & Boeing

BOEING









Total deliveries: 143 Commercial aircraft

Fleet mix : Production rate 737 (rate 42) stabilised

Order Book: 6,100 Commercial aircraft

SIGNIFICANT GROWTH POTENTIAL

AIRCRAFT MANUFACTURERS ARE PLANNING TO INCREASE PRODUCTION RATES

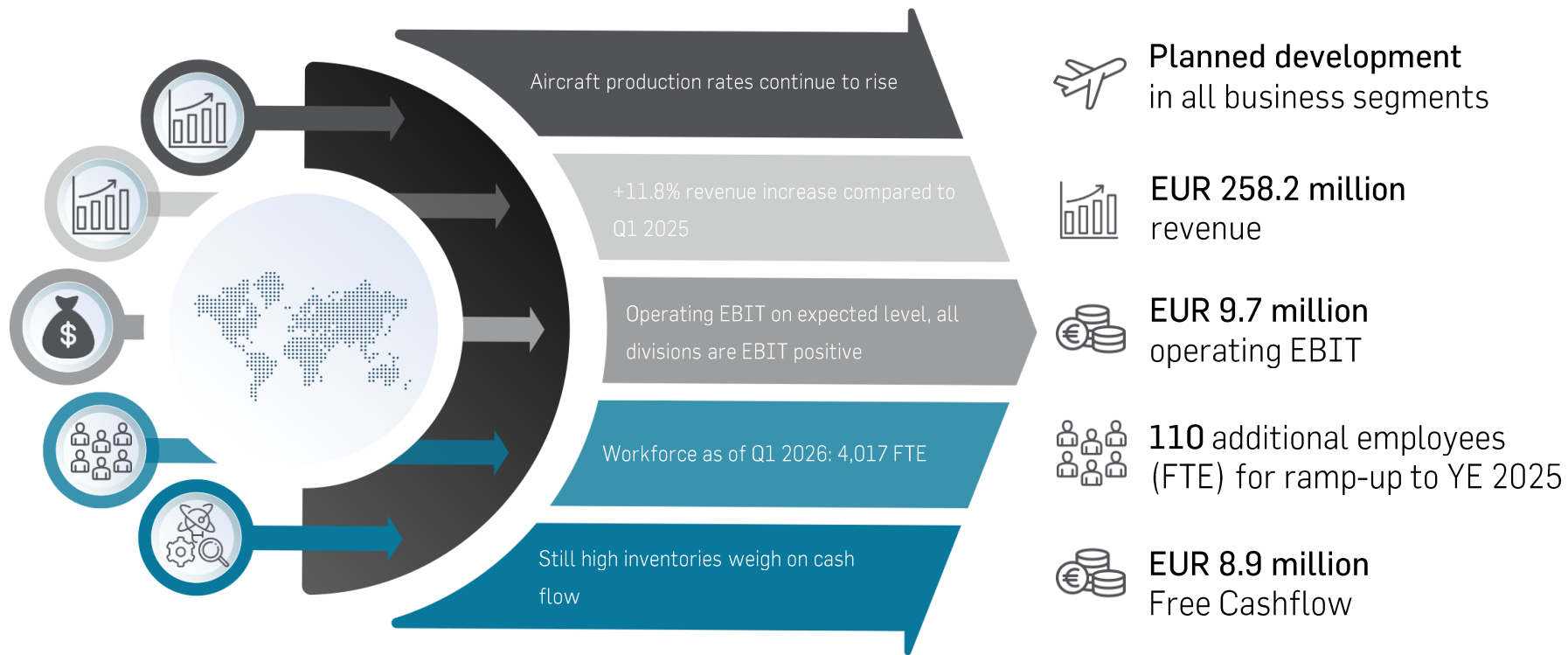
		Shipments per month (Q1 2026)	→	Within this decade	Increase in rates
	A220 FAMILY	10	→	13	30%
	A320 FAMILY	57	→	75	32%
	A350 FAMILY	7	→	12	71%
	BOEING 737	42	→	57+	36%
	BOEING 787	5	→	12	140%
	C919	3	→	8+	167%

FINANCIALS Q1 2026

Florian Heindl, CFO

STRONG GROWTH

PLANNED DEVELOPMENT OF ALL BUSINESS UNITS IN Q1 2026

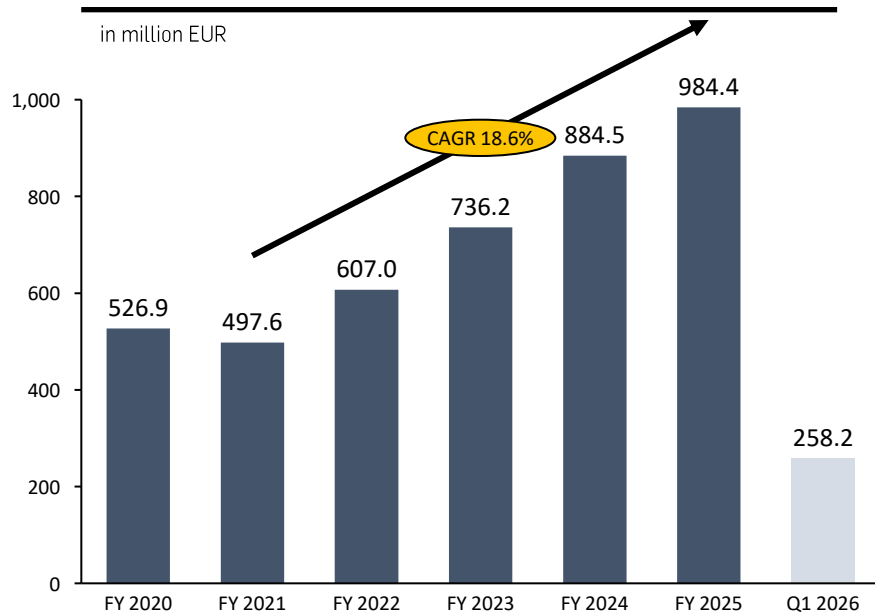


REVENUE AND EBIT

REVENUE INCREASED, EBIT IN LINE WITH PLAN

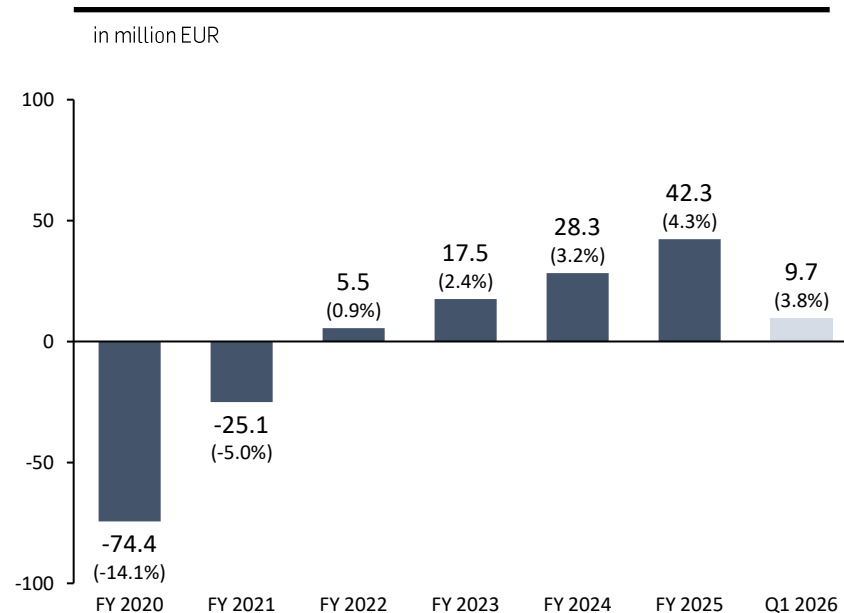
Revenue

in million EUR



EBIT

in million EUR

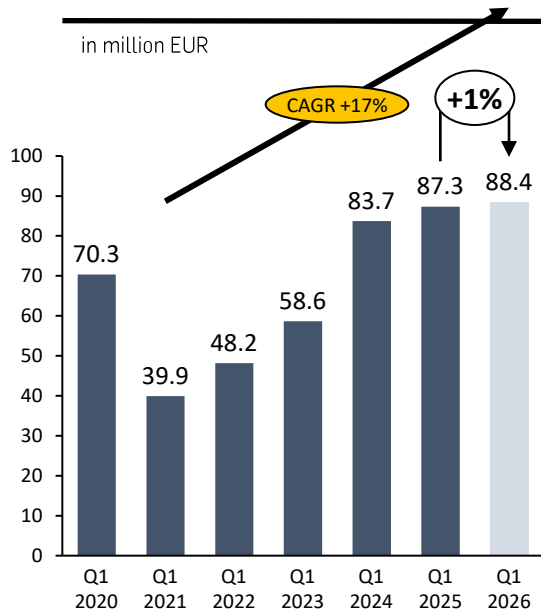


REVENUE DEVELOPMENT OF THE DIVISIONS

CABIN INTERIORS STRONG GROWTH RATE

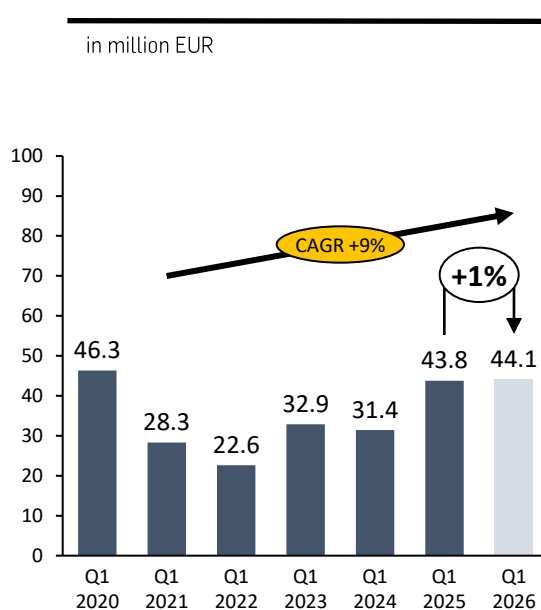
Aerostructures

in million EUR



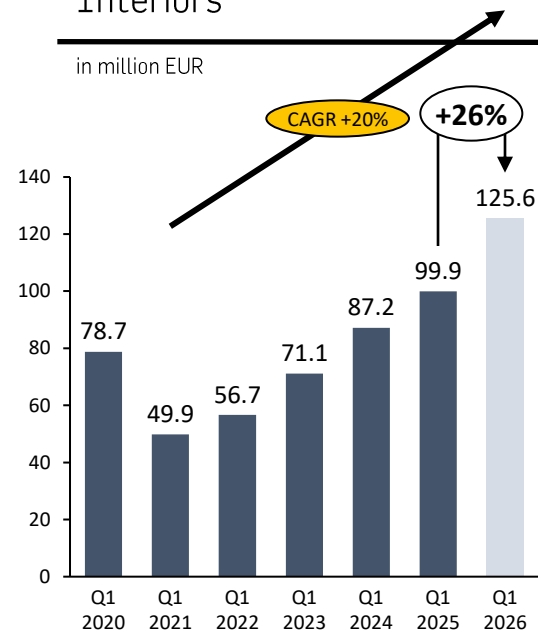
Engines & Nacelles

in million EUR



Interiors

in million EUR

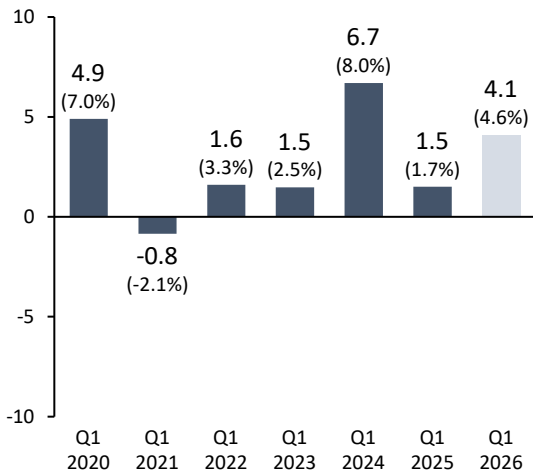


EBIT DEVELOPMENT OF THE DIVISIONS

ALL DIVISIONS ARE EBIT POSITIVE

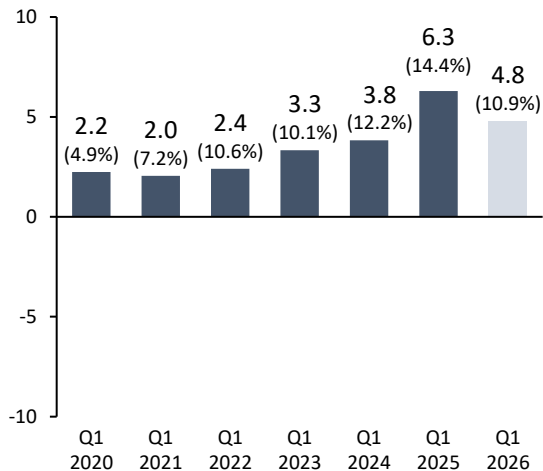
Aerostructures

in million EUR



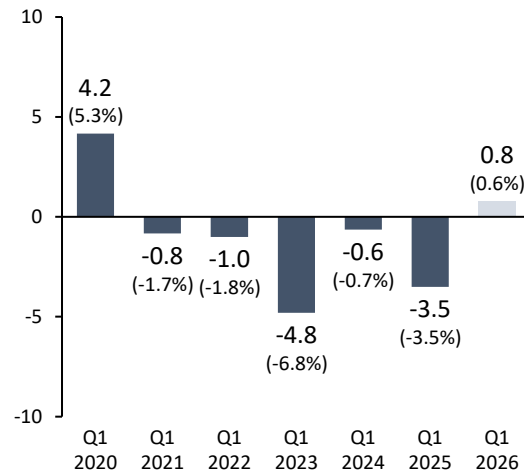
Engines & Nacelles

in million EUR



Interiors

in million EUR

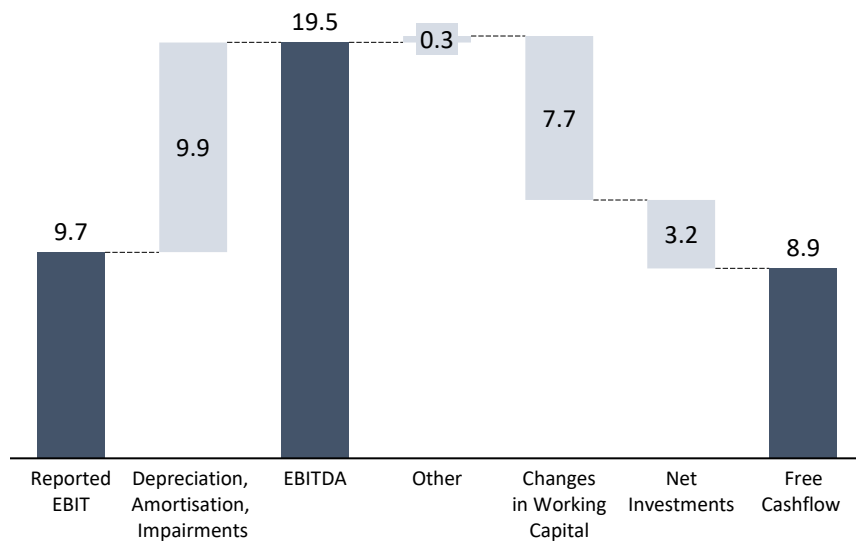


FREE CASH FLOW

FURTHER IMPROVEMENT AS CORE PROGRAM WORKS

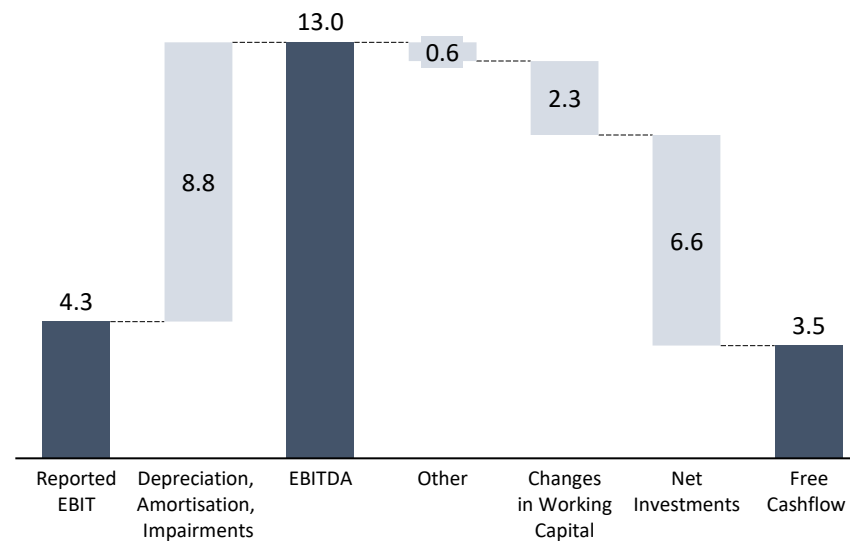
Free Cashflow Q1 2026

in million EUR



Free Cashflow Q1 2025

in million EUR

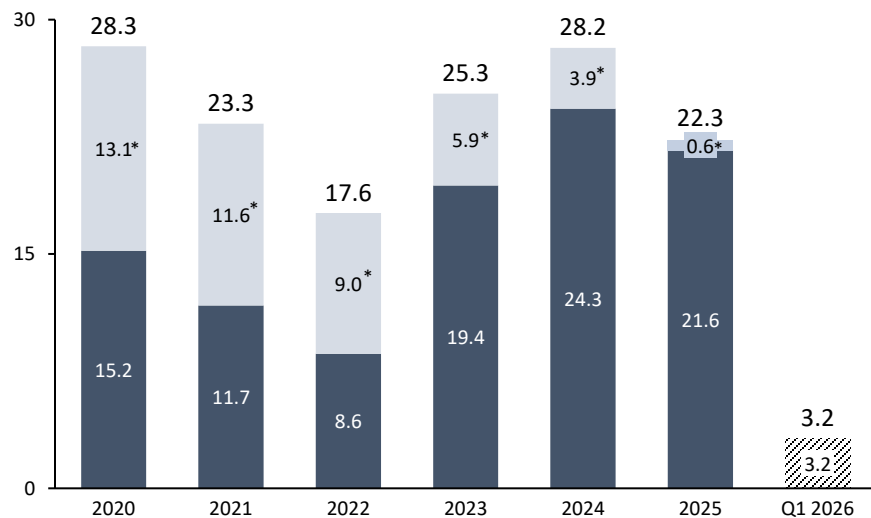


CASH FLOW

STILL HIGH INVENTORIES IMPACT CASH FLOW

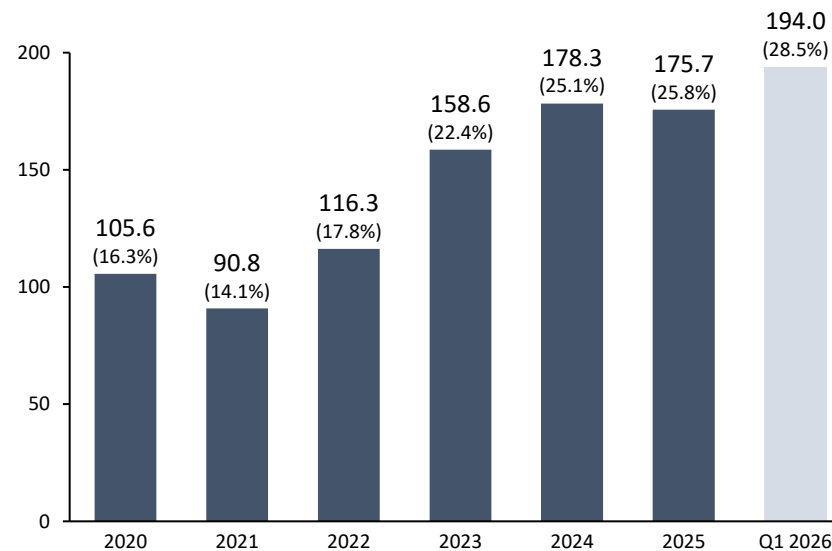
Investments

in million EUR



Inventory (compared to total assets in %)

in million EUR



* Additions contract costs (re-classification since 31.12.2021)

OUTLOOK

Robert Machtlinger, CEO

OUTLOOK: PROFITABLE GROWTH

FACC IS POSITIONING ITSELF FOR THE INDUSTRY'S NEXT PHASE OF GROWTH

FINANCIAL OUTLOOK



5 to 15%

Expected revenue growth



EBIT

Improving operational efficiency
and scaling (CORE)

DRIVERS OF GROWTH AND VALUE CREATION



1. Rate increases across all platforms + AAM



2. Stabilization of the supply chain



3. Active management of volatility in energy and commodity prices



4. Start of plant expansion (Aerostructures) in St Martin from Q4



5. Driving forward digitalization and automation



The combination of rising OEM production rates, capacity expansions and operational efficiency lays the foundation for sustainable, profitable growth.



THANK YOU

DISCLAIMER

- This document contains forward-looking statements. Words such as 'outlook', 'believe', 'intend', 'anticipate', 'plan', 'expect', 'objective', 'goal', 'estimate', 'may', 'will' and similar expressions often identify these forward-looking statements.
- Forward-looking statements are subject to future events, risks and uncertainties - currently known or unknown. Actual results, performance or events may therefore differ materially from those expressed or implied in these forward-looking statements.
- Neither FACC nor any other person assumes responsibility for the accuracy or completeness of any forward-looking statements. FACC will not update these forward-looking statements in order to reflect changes to facts, assumptions or expectations.
- This document or statements related to it do not constitute an offer, recommendation or invitation to purchase or sell securities of FACC.

PASSENGER MARKET - BACKUP

DEVELOPMENT OF RPK - MARCH 2026 (YEAR-TO-DATE, %)

